



RKS = Ansatzpunkt der Rammkernsondierung

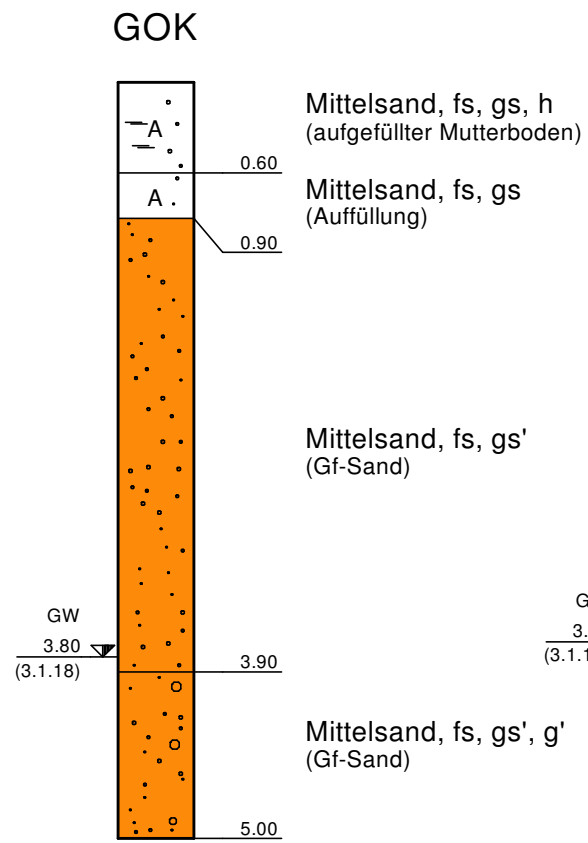
 <small>Ingenieurbüro Schütte und Dr. Moll Baugrund- und Erdbauuntersuchungen GmbH</small>	Sattlerstraße 42 30916 Isernhagen Tel. 05136/8006-68 Fax 05136/8006-79 http://www.schuette-drmoll.de Info@ism-ingenieure.de
	Auftraggeber: Stadt Burgdorf Bauvorhaben: Grundschule Gudrun-Pausewang in Burgdorf
Baugrund- erkundungsplan	Bef.-Nr.: 37/18
	Maßstab: 1 : 1.000
	gez.: schi
	Anl.: 1.2

Legende

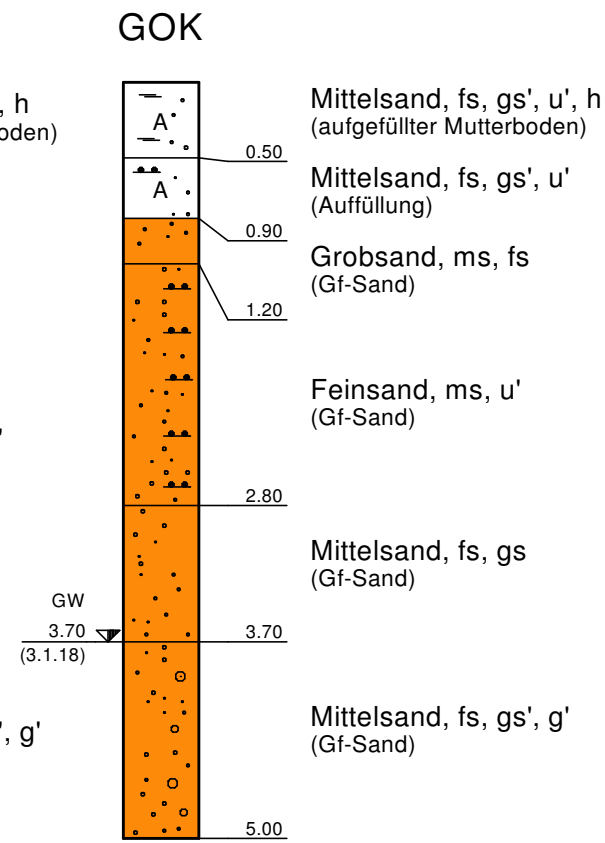
 Sand

 Auffüllung

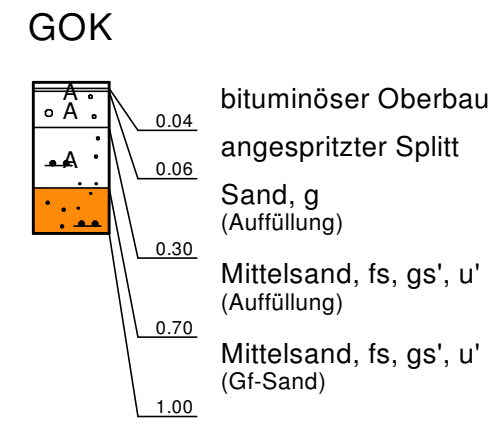
RKS 1



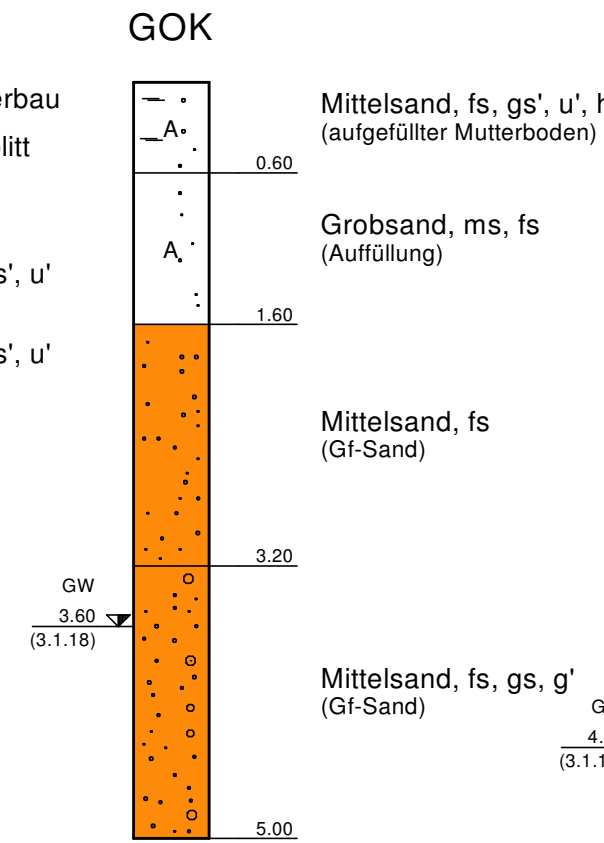
RKS 2



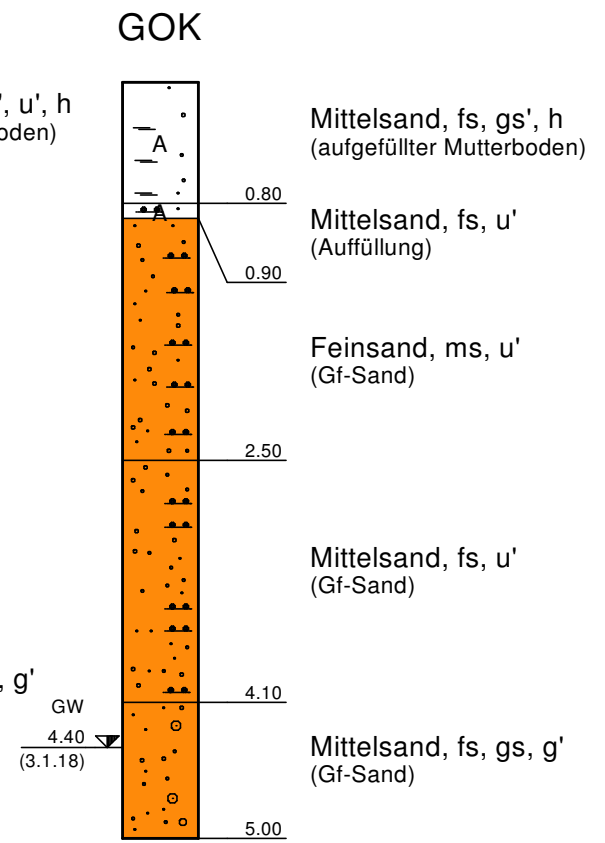
RKS 2a




RKS 3



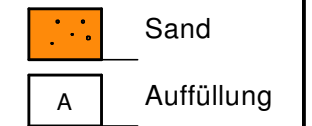
RKS 4



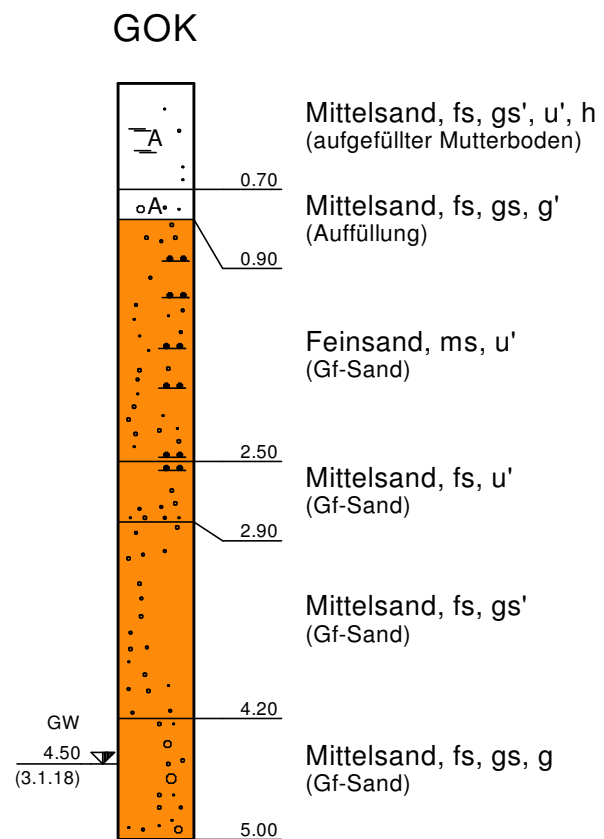
Gf-Sand = Glazifluviatilsand

 <p>Ingenieurbüro Schütte und Dr. Moll Baugrund- und Erdbauuntersuchungen GmbH</p>	<p>Sattlerstraße 42 30916 Isernhagen Tel. 05136/8006-68 Fax 05136/8006-79 http://www.schuette-drmoll.de info@ism-ingenieure.de</p>
	<p>Auftraggeber: Stadt Burgdorf Bauvorhaben: Grundschule Gudrun-Pausewang in Burgdorf Berliner Ring</p>
<p>Bodenprofile</p>	<p>Projekt-Nr.: 37/18</p>
	<p>Maßstab: 1 : 50</p>
	<p>gez.: Schi.</p>
	<p>Anl.: 3.1</p>

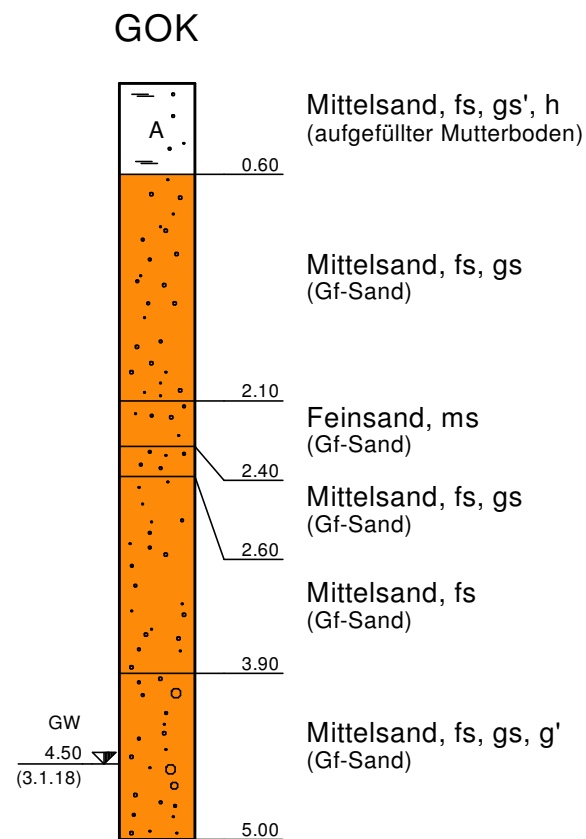
Legende



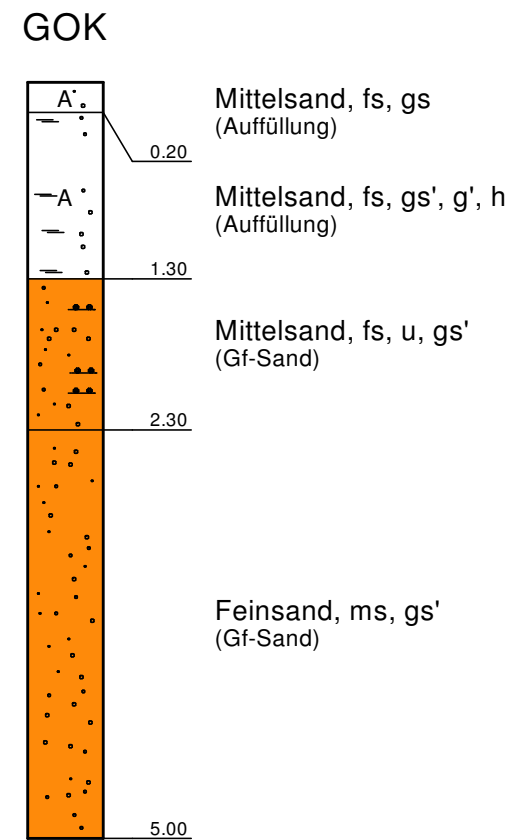
RKS 5



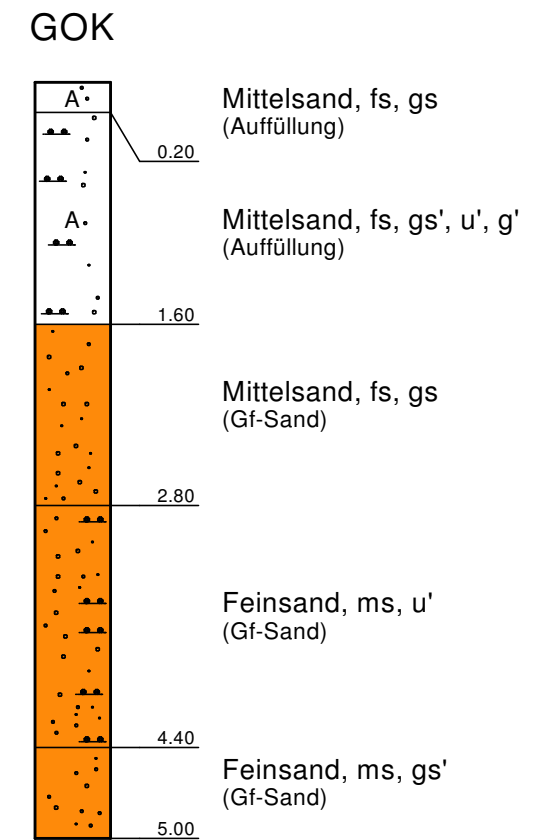
RKS 6



RKS 7



RKS 8



Gf-Sand = Glazifluviatilsand

Sattlerstraße 42
30916 Isernhagen
Tel. 05136/8006-68
Fax 05136/8006-79
<http://www.schuette-drmoll.de>
info@ism-ingenieure.de

Auftraggeber: Stadt Burgdorf
Bauvorhaben: Grundschule Gudrun-Pausewang in Burgdorf
Berliner Ring

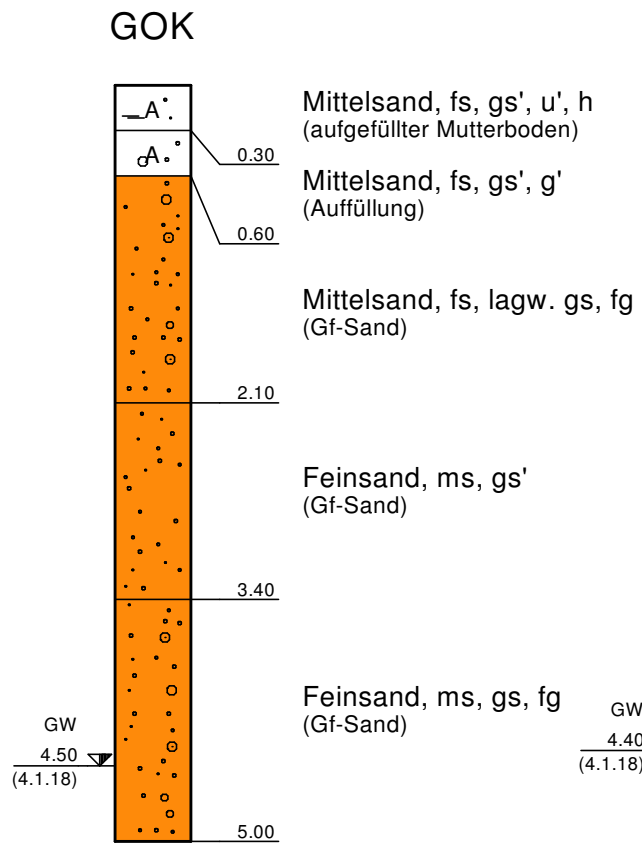
Bodenprofile

Projekt-Nr.:	37/18
Maßstab:	1 : 50
gez.:	Schi.
Anl.:	3.2

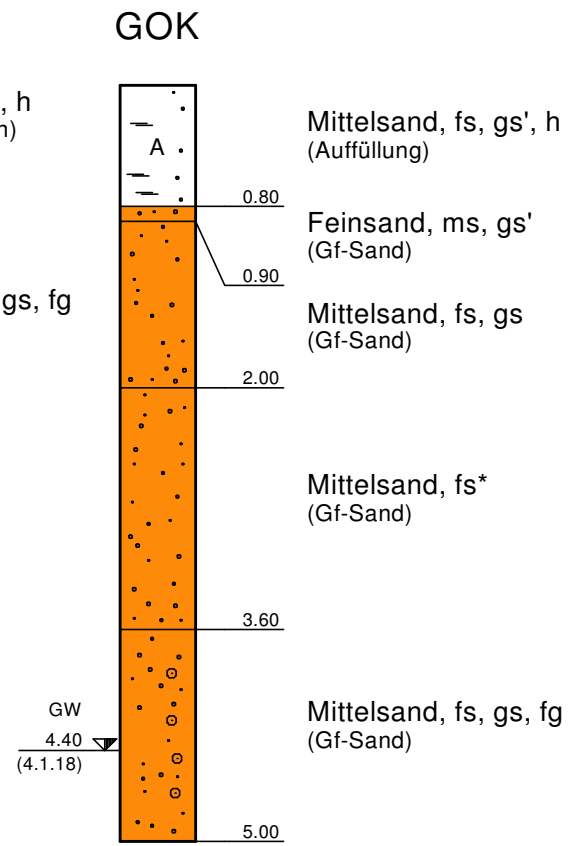
Legende

	weich - steif		Schluff		Auffüllung
	weich		Sand		Geschiebelehm

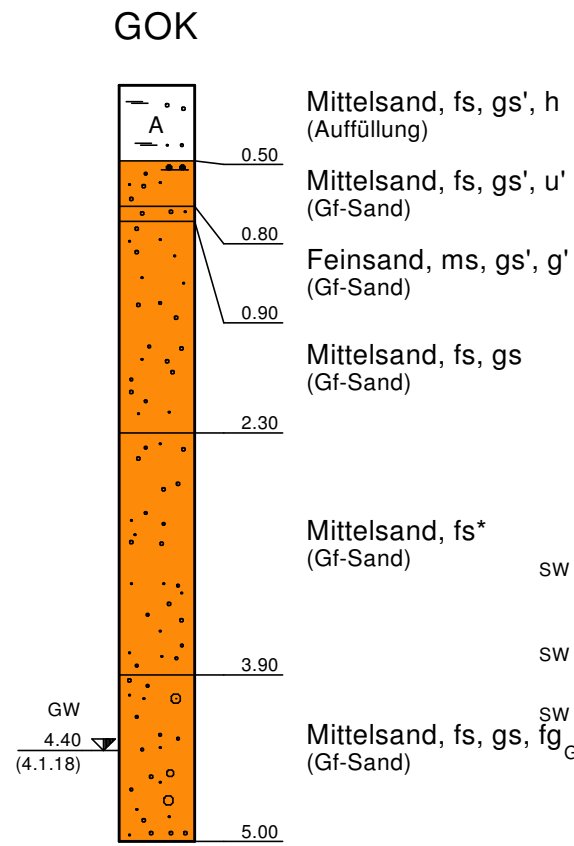
RKS 9



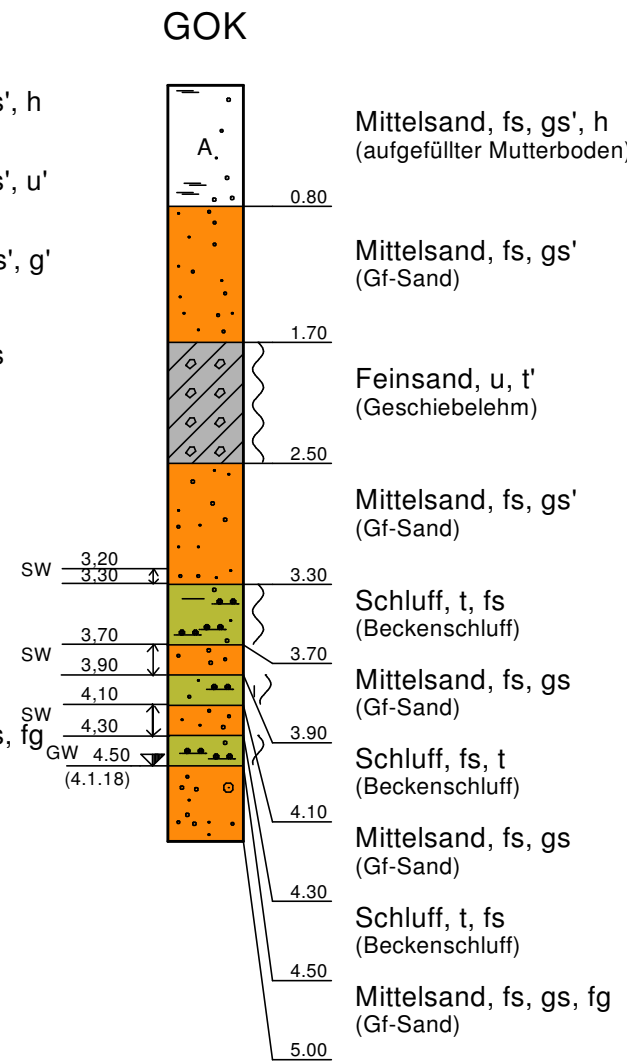
RKS 10



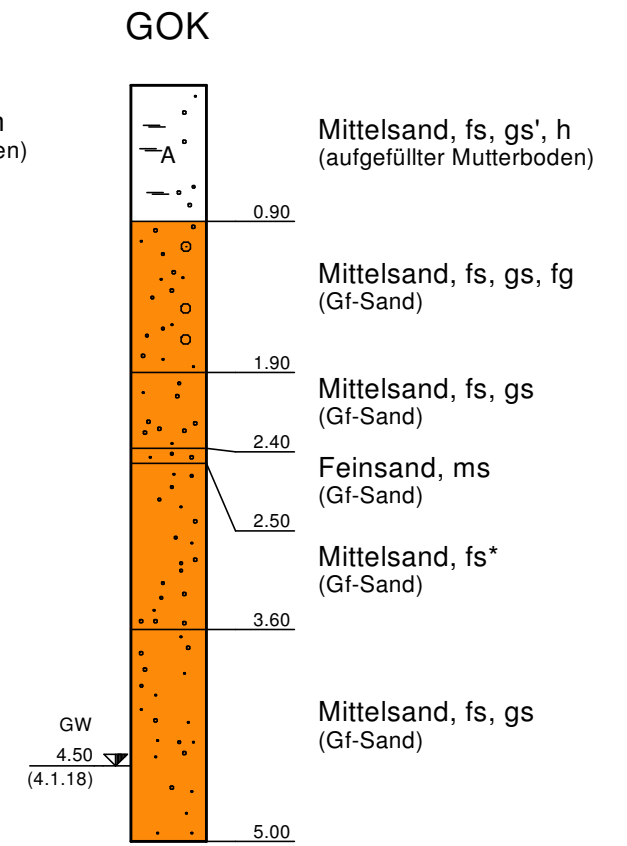
RKS 11



RKS 12



RKS 13



Gf-Sand = Glazifluviatilsand

	Sattlerstraße 42 30916 Isernhagen
	Tel. 05136/8006-68 Fax 05136/8006-79
http://www.schuette-drmoll.de info@ism-ingenieure.de	

Auftraggeber: Stadt Burgdorf
Bauvorhaben: Grundschule Gudrun-Pausewang in Burgdorf
Berliner Ring

Bodenprofile

Projekt-Nr.:	37/18
Maßstab:	1 : 50
gez.:	Schi.
Anl.:	3.3